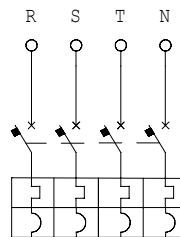
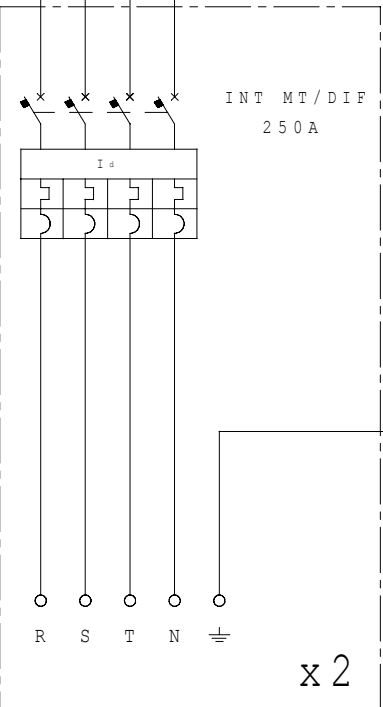


Alimentazione 380V



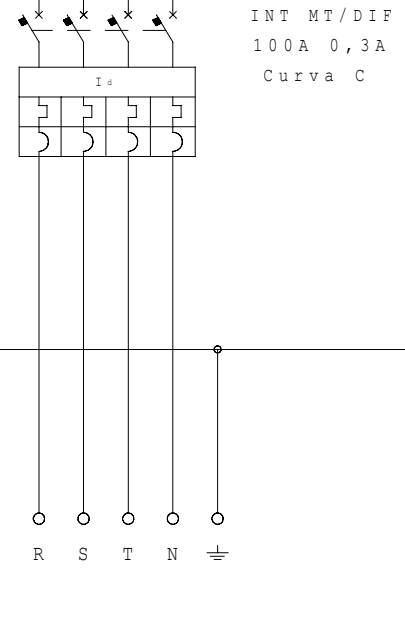
INT MT  
630A



INT MT/DIF  
250A

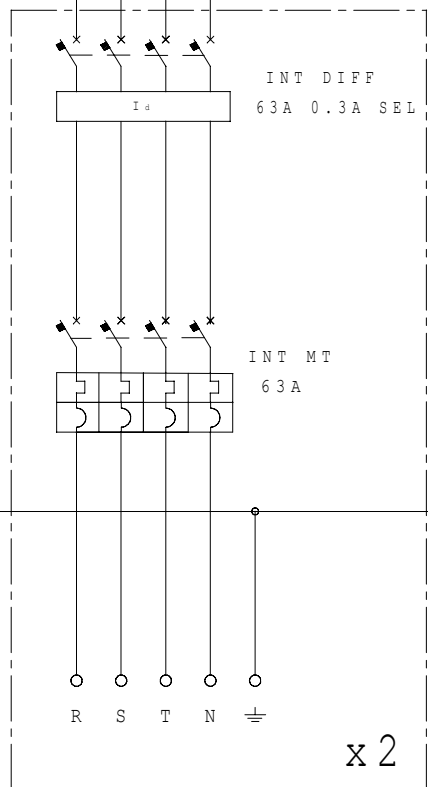
R S T N

x2



INT MT/DIF  
100A 0,3A  
Curva C

R S T N

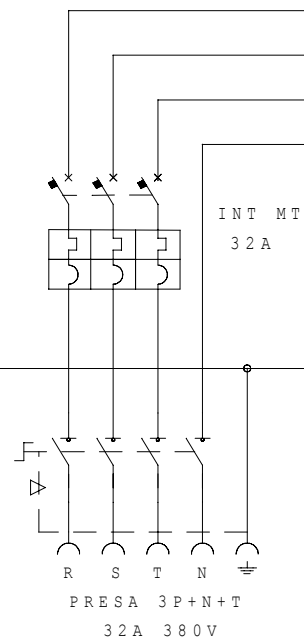


INT DIFF  
63A 0.3A SEL

INT MT  
63A

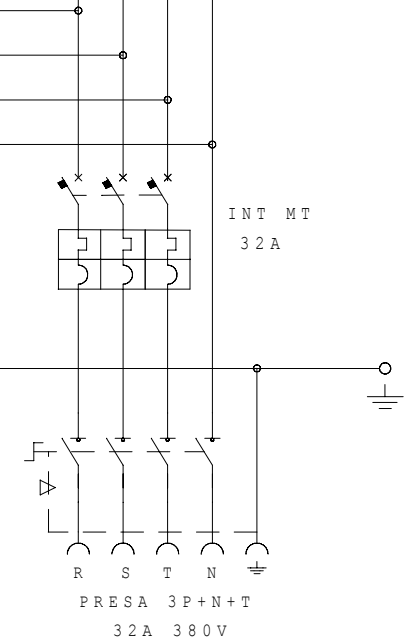
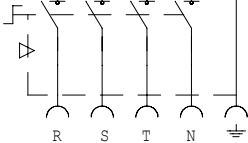
R S T N

x2



INT MT  
32A

PRESA 3P+N+T  
32A 380V

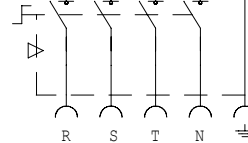


INT DIFF  
63A 0.03A

INT MT  
32A

R S T N

PRESA 3P+N+T  
32A 380V



A termine di legge ci riserviamo la proprieta' di questo disegno con divieto di riproduzione e di renderlo comunque noto a terzi o a ditte concorrenti

**SCAME**  
S.p.A.  
PARRE - (Bergamo)

CODICE  
661.0630-090

DATA EMISS. \_\_\_\_\_  
FIRMA \_\_\_\_\_

DATA MODIF. \_\_\_\_\_  
FIRMA \_\_\_\_\_